


Photography Course


 Leveraging
Artificial Intelligence



*luminar^{neo}



 PRISMA LABS



▶ Introduction

Get ready to explore the world of **photography** with our comprehensive course. Over the next few months, we'll guide you through **practical** and innovative **lessons**, helping you become a skilled photographer in today's **digital** age.

With **expert instructors** and a **hands-on approach**, this course covers more than just the basics. You'll learn the art and science of photography and discover how to use **artificial intelligence** to enhance your work.


Whether you aim to capture stunning **images** for **social media**, personal projects, or a **professional career**, this course will give you the tools and knowledge to succeed.



Why Photography is the Skill of the Future

As platforms like Instagram, Facebook, and Pinterest dominate the digital landscape, the demand for high-quality photos has never been higher. Our course prepares you to create stunning, engaging content that resonates with viewers around the world.

- *Exposure, ISO, Shutter Speed, and White Balance*
- *Lens Selection, Aperture, and Depth of Field*
- *Composition and Framing*
- *Camera Movements and Techniques*
- *Editing in Adobe Lightroom and Photoshop*
- *Color Grading and Special Effects*
- *AI Software for Editing*
- *Professional Portfolio Creation*
- *Prepare for a Photography Career*



▶ Our Values

Learner-Centric Approach

Our **prime focus** remains steadfastly on our learners, making them the nucleus of our mission.

Meaningful Contribution


We strive to **shape the future** significantly by nurturing the bright minds that will lead tomorrow.

Embrace Ambition

We foster grand thinking, encouraging our students to not just dream, but **dream big**.

AI-Driven Innovation

We empower our students to pioneer change **using AI tools**, fostering creativity and innovation across all disciplines.



▶ Is this program suitable for you?

- Anyone age 18 or older wanting to learn new skills.
- Professionals aiming to reskill and remain competitive.
- Students finishing school or university to excel in their field.
- Small business owners enhancing their media presence.
- Large business owners and managers training their teams.

▶ Some prerequisites

- Motivation and rigour.
- Basic computer skills
- Laptop
- Autonomy



▶ The takeaways of this program

- 01** Control camera settings for high-quality photos in any lighting condition.
- 02** Use AI tools for streamlined editing and creative enhancements.
- 03** Master lens selection, aperture, and depth of field techniques.
- 04** Practice professional camera movements and framing techniques.
- 05** Learn basic and advanced editing in Lightroom and Photoshop.
- 06** Build a polished portfolio to attract clients and employers.

**THEORY
FOUNDATION
ESSENTIALS**



MODULE 1

**AI TOOLS
TECHNOLOGY
AND PROMPTS**



MODULE 2 & 3

**INDUSTRY
STANDARDS
"SOFTWARE"**



MODULE 4 - 9

**BUILDING
PORTFOLIO
AND CAREER**



MODULE 10 & 11

Module 1

PHOTOGRAPHY BASICS

PROJECT PROPOSAL - "PHOTOGRAPHIC SCAVENGER HUNT"

Capture a series of photos that demonstrate basic photographic principles, applying learned techniques for composition, lighting, and camera settings.

▶ **Camera Basics:**

Learn about aperture, shutter speed, ISO, and white balance. Understand how these settings work together to control exposure and image quality.

▶ **Composition Techniques:**

Explore the rule of thirds, leading lines, and framing. Apply these principles to create visually compelling and well-balanced photographs.

▶ **Photography Fundamentals:**

Understand the evolution of photography from its origins to modern times. Recognize its significance in art, journalism, and personal storytelling.



Module 2

AI SOFTWARE ORIENTATION

PROJECT PROPOSAL - "CRAFT YOUR CHATGPT PROMPTS"

Discover AI fundamentals and learn prompt engineering to create effective ChatGPT prompts, enhancing your content creation and problem-solving skills.

- ▶ **Understanding AI and Generative AI:**
Explore AI's role as a creative tool, using data to generate new content. Simplified analogies for easy grasp.
- ▶ **Introduction to Prompt Engineering:**
Create precise prompts to guide AI tools like ChatGPT for specific responses. Boost content creation and problem-solving.
- ▶ **Prompt Crafting Workshop:**
Practice crafting effective ChatGPT prompts. Aim for specific outcomes and foster innovative thinking in a hands-on session.



Module 3

AI IN PHOTOGRAPHY

PROJECT PROPOSAL - "AI-POWERED PHOTO RESTORATION"

Use AI tools to restore and enhance old or damaged photos, demonstrating the power of AI in photography.

▶ AI Editing Techniques:

Utilize AI for automated image editing, such as noise reduction, object removal, and sky replacement. Enhance efficiency and quality. Explore Luminar Neo for its deep AI integration.

▶ Demonstrating AI Tools in Action:

Apply AI-driven features for artistic adjustments like style transfer, color grading, and image compositing. Boost creativity. Discover Pixlr for easy online editing.

▶ AI for Photo Organization:

Leverage AI for intelligent photo tagging, subject recognition, and content-aware editing. Streamline workflow and improve productivity. Use Lensa for mobile AI editing.



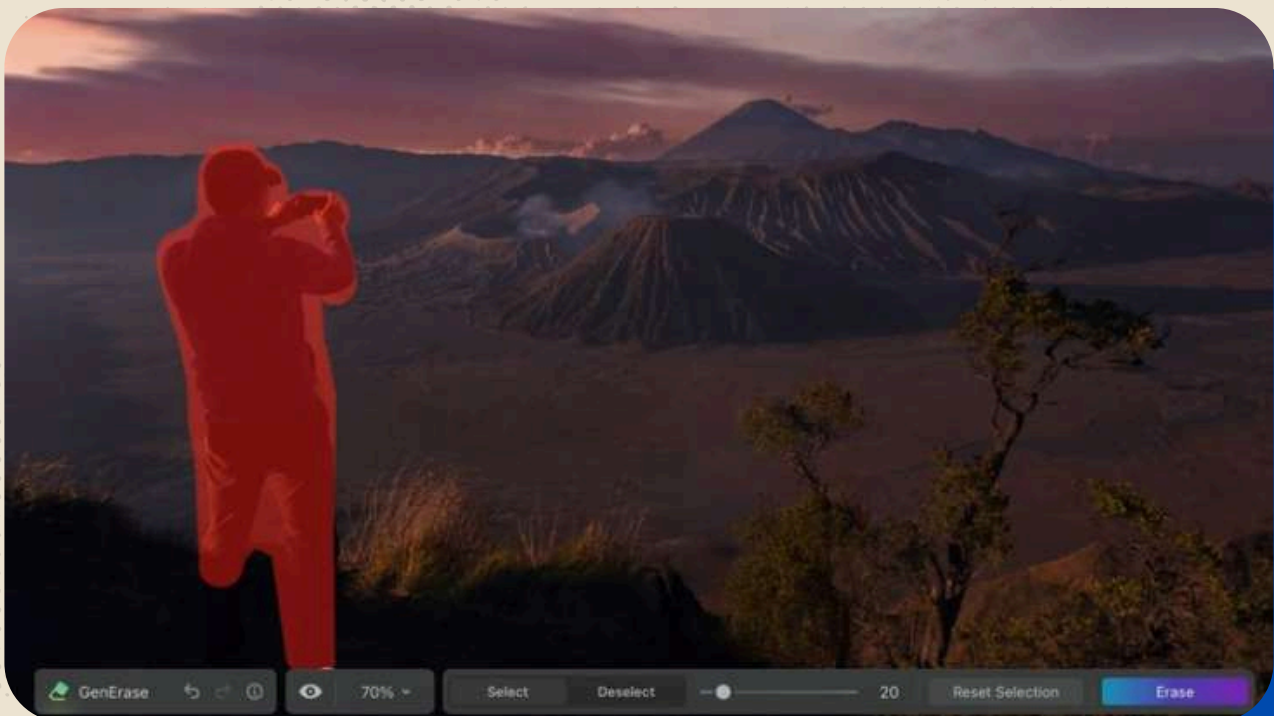
*luminar^{neo}



PIXLR



PRISMA LABS



Module 4

CAMERA SETTINGS MASTERY

PROJECT PROPOSAL - "CAPTURING MOTION"

Photograph a moving subject, experimenting with different shutter speeds to freeze motion or create motion blur.

► **Mastering Camera Settings:**


Deepen understanding of camera settings like aperture, shutter speed, ISO, and white balance. Control exposure and image quality.

► **Lens Selection:**

Explore different types of lenses and their characteristics. Choose the right lens for various photographic scenarios.

► **Practical Shooting Exercises:**

Engage in hands-on practice, adjusting camera settings and experimenting with different lenses to capture diverse subjects and scenes.



Module 5

STUDIO LIGHTING

PROJECT PROPOSAL - "FOCUS ON DETAIL"

Set up a studio environment and photograph a product, applying learned lighting techniques to capture professional-quality images.

▶ **Studio Lighting Basics:**

Understand different types of studio lighting, including strobes and continuous lights. Learn their effects on portraiture and product photography.

▶ **Lighting Setups:**

Master classic lighting setups for portraits and products. Experiment with lighting positions and modifiers to achieve desired effects.

▶ **Studio Workflow:**

Develop a professional workflow for studio shoots, including camera settings, lighting adjustments, model direction, and equipment management.



Module 6

MASTERING SHUTTER SPEED

PROJECT PROPOSAL - "URBAN NIGHT LIGHTS"

Capture the energy of a city at night, using slow shutter speeds to create light trails and capture movement.

▶ Shutter Speed Basics:

Deepen understanding of shutter speed and its impact on capturing motion. Learn to freeze action or create motion blur.

▶ Creative Techniques:

Experiment with techniques like panning, slow shutter speeds for light trails, and high-speed photography for unique effects.

▶ Outdoor Challenges:

Apply shutter speed techniques in outdoor settings, considering natural light, movement, and composition for compelling images.



Module 7

FOOD PHOTOGRAPHY

PROJECT PROPOSAL - "FOOD STORY"

Create a series of food photographs that tell a story or evoke a specific emotion using styling, lighting, and composition.

► **Food Styling:**

Learn the principles of food styling, including composition, plating, and props, to create visually appealing presentations.

► **Lighting for Food:**

Master lighting techniques specific to food photography, using natural and artificial light to enhance textures and colors.

► **Photography Workflow:**

Develop a professional workflow for food photography, from styling and lighting to capturing and editing mouthwatering images



Module 8

LIGHTROOM MASTERY

PROJECT PROPOSAL - "LIGHTROOM EDITING CHALLENGE"

Edit a series of photos in Lightroom, applying various adjustments to enhance visual appeal and create a cohesive style

▶ **Lightroom Interface:**


Navigate Lightroom's interface and tools. Learn how to organize, edit, and enhance photographs efficiently.

▶ **Essential Editing:**

Master key editing techniques such as adjusting exposure, contrast, white balance, color, sharpness, and noise reduction.

▶ **Workflow Development:**

Create a streamlined workflow for importing, organizing, editing, and exporting images, ensuring efficiency and consistency.



Module 9

PHOTOSHOP FOR PHOTOGRAPHERS

PROJECT PROPOSAL - "SURREAL LANDSCAPE"

Combine multiple landscape photos in Photoshop to create a surreal and imaginative composite image, showcasing creative editing skills.

- ▶ **Photoshop Basics**
Explore Photoshop's powerful editing capabilities, including layers, masks, and essential tools for photo manipulation.



Retouching Techniques:

Learn to retouch portraits, remove blemishes, smooth skin, and enhance features for professional-quality results.



Creative Compositing:

Blend multiple images and apply special effects to create artistic compositions and push the boundaries of digital manipulation.



Module 10

PORTFOLIO BUILDING

SHOWCASES YOUR WORK - "CINEMATIC PORTFOLIO SHOWCASE"

Compile and refine your projects into a professional portfolio that highlights your comprehensive photography skills and creativity.

▶ Digital Platform Setup:

Establish an online presence with captivating profiles that make your work stand out and capture attention.

▶ Main Photo Compilation:

Create a master portfolio that showcases your journey and skills, presenting a cohesive and dynamic collection of your best work.

▶ Portfolio Presentation:

Develop a polished presentation of your portfolio, emphasizing your unique style and versatility to potential clients and employers.



Module 11

BUILDING YOUR CAREER

PROFESSIONAL PATHWAY PLAN

Equip yourself with the essential tools and knowledge to excel in the job market, launch your own business, or succeed as a freelancer.

▶ **Preparing for a Job:**

Master resume building, interview techniques, and networking strategies to enhance your employability and personal brand in the competitive photography industry.

▶ **Becoming an Entrepreneur:**

Dive into business planning, perform market analysis, secure startup funding, and manage your business effectively to turn your photography passion into a profitable venture.

▶ **Finding Freelance Projects:**

Develop a standout freelance portfolio, learn client acquisition tactics, master contract negotiation, and manage projects efficiently to build a successful freelance career.





GRAPHIC DESIGN

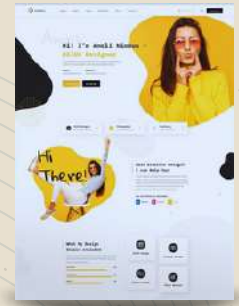
CREATE BAHRAIN

TEACH BAHRAIN



Your Portfolio Journey

Remember, your portfolio symbolizes your dedication, resilience, and creativity. We at Create Bahrain eagerly await the extraordinary story you'll weave. Your portfolio is more than a collection—it's your launchpad for global influence. Join us in this memorable journey!



Webpage with
www.createbahrain.com



Local Certificate Recognition

This certificate, while validating your skills and efforts, also amplifies your career prospects, giving you a competitive edge in the local job market. Let's reach for excellence together with Create Bahrain.



How can you attend the courses?



DELIVERY METHODS



ONE-ON-ONE PRIVATE CLASSES

Tailored instruction that meets your unique learning curve.



GROUP CLASSES

Collaborative and interactive, harnessing the power of collective intelligence.



WORKSHOPS & SEMINARS

Intensive sessions focusing on specific skills or projects.




FAST CRASH COURSES

Condensed learning for professionals on the move, delivering essential skills swiftly and effectively.



OUR CREDENTIALS



Ministry of Industry
and Commerce

OUR CLIENTS

'TORAY' ARCAPITA



My Café

//carbon
COMMUNICATIONS

Mesk
Holdings



مدرسة ابن خلدون الوطنية
Ibn Khuldoon National School

M Marilia L M
3 reviews

★★★★★ 2 months ago

Amazing experience at Create Bahrain. Attended a private course to learn Sketchup and it was the best investment I've done on myself. Definitely recommended

P Pauline Marcombe
2 reviews

★★★★★ a month ago

Highly recommend!

← **Jasmine McDuffe**
2 reviews

★★★★★ 3 months ago

I am thankful for Mr.Stoyan. He took the time to assist me with my music videos, which goes towards what we are building in my music career. He even taught my videographer a lot of industry standard practices so our videos can be professional. He avails himself when needed and I recommend any videographer or photographer in Bahrain to take his class. He is a patient teacher and he will get you to your desires goals.

Jumana Alderazi
9 reviews

★★★★★ 3 months ago

I attended the Revit rendering workshop and was able to learn new techniques.

Kenneth Cosare
2 reviews

★★★★★ 3 months ago

It's been wonderful in these past few months of being in photography class of our instructor, Mr. Stoyan. I was able to learn a lot of things that helped me grow in being a good photographer. Create Bahrain is a recommended one 🙌🔥

M Mohamed Al Khaja
2 reviews · 1 photo

★★★★★ 3 months ago

As part of the Revit Workshop, it helped me learn so much about how to create visualization in Enscape and other plug-ins, our instructor Fatima was so helpful in allowing us to explore our projects

← **Fahad Al Mannaei**
1 review

★★★★★ 3 months ago

I have approached Create Bahrain for a Web Development Course so i can improve my skills in that field.

I can pretty much say that their courses are very comprehensive, professional and very flexible as you have the ability to focus on more important topics to make sure you have the best understanding of the desired subjects.

Highly recommended for anyone who is looking for professional staff to help you improve your skills in what interests you.

W Waleed Saeed
2 reviews

★★★★★ 3 months ago

I enjoyed my time with createbahrain the instructors are active and fun to be around

L Laura P
4 reviews

★★★★★ 3 months ago

Very informative classes. The instructors are very knowledgeable and helpful. I have learnt so many mind blowing things about photography. The staff is always quick to response to questions. If you want to learn about photography, this is the place to go. Thank you Create Bahrain for making this a fun experience.

S Shawn Valentino
6 reviews · 2 photos

★★★★★ 8 months ago

Amazing institute proper setting for learning with the best instructors you can find in Bahrain. Instructor Stoyan is the best instructor u can find for graphic design, videography and even photography. I have been to other academys and they were trash but nobody teaches like they do in CreateBahrain.

Y Younis Shehab
1 review

★★★★★ 3 months ago

10/10 experience really enjoying the course and the atmosphere there would recommend

MORE ON OUR SOCIAL   



Do you have questions about our packages?

Don't worry, we're here to help!

Call us to discuss these packages!
Chat with us on [WhatsApp](#).

 **3349 3981**

**CREATE
BAHRAIN**
Operated by First Teach Bahrain WLL
createbahrain.com



CR: 126965-1

© First Teach Bahrain WLL